

ADEX MFO-A05G,A05F

Individual Wiring Type Manifold
Bar Type

MFC□-A05G

Common SUP, common exhaust, ports 2 & 4 on the side, Compact type

MFS□-A05G


Common SUP, common exhaust, ports 2 & 4 on the side

MFX□-A05G

Common SUP, common exhaust, common external pilot, ports 2 & 4 on the side

MFU□-A05F

Common SUP, common exhaust, ports 2 & 4 on the valve body



Manifold Specifications

Type of manifold		For A05G Series			For A05F Series
		MFC□-A05G	MFS□-A05G	MFX□-A05G	MFU□-A05F
		Common SUP, common exhaust, pilot valve captured exhaust, ports 2 & 4 on the side	Common SUP, common exhaust, pilot valve captured exhaust, ports 2 & 4 on the side	Common SUP, common exhaust, common external pilot, pilot valve captured exhaust, ports 2 & 4 on the side	Common SUP, common exhaust, pilot valve captured exhaust, ports 2 & 4 on the valve body
Port size	Ports 1, 3, 5	Rc $\frac{1}{8}$	Rc $\frac{1}{8}$	Rc $\frac{1}{8}$	Rc $\frac{1}{8}$
	Ports 2, 4	M5	Rc $\frac{1}{8}$	Rc $\frac{1}{8}$	M5
	Port Y	—	—	M5	—
	Port X	—	—	M5	—
Number of stations		2~20			
Installation		Direct mount			
Mountable solenoid valve		A05GS25 A05GD25 A05GD35 A05GE35 A05GO35	A05GS25 A05GD25 A05GD35 A05GE35 A05GO35	A05GS25X A05GD25X A05GD35X A05GE35X A05GO35X	A05FS25 A05FD25 A05FD35 A05FE35 A05FO35
Blank plate		A05P-BP			A05R-BP



Tagging method

- Specify the type and number of manifolds and solenoid valves, as well as number of blank plate if needed.

Manifold for A05G Series



Type of manifold

MFC:
Compact | Common SUP,
common exhaust, ports 2 & 4
on the side

MFS:
Common SUP, common
exhaust, ports 2 & 4 on the
side

MFX:
Common SUP, common
exhaust, common external
pilot, ports 2 & 4 on the side

Mountable solenoid valve series

A05G

Port size 2, 4

M5: M5

01: Rc $\frac{1}{8}$

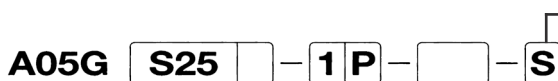
Type	M5	01
MFC	○	—
MFS	—	○
MFX	—	○

Number of stations

2 : 2 station
: :
20 : 20 station

(Note) when using G, NPT, NPTF,
please consult FONTAL first

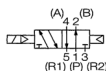
Mountable solenoid valve



Switch Form

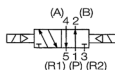
S25

2-position, single solenoid



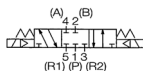
D25

2-position, double solenoid



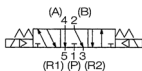
D35

3-position, closed center



E35

3-position, ABR connect



O35

3-position, PAB connect



Wiring

No mark: Without connector

S : Connector with lead wire
for single solenoid
(Length: 500 mm)

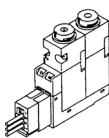
D : Connector with lead wire
for double solenoid
(Length: 500 mm)

Port size

No mark: Without sub-base

(A gasket & two mounting screws come with
a valve)

Wiring withdrawal direction



NPN type

P: With indicator light and surge suppressor

S: Without indicator light and surge suppressor

PNP type

※M: With indicator light and surge suppressor

※J: Without indicator light and surge
suppressor

Voltage

- 1: DC24V
- 2: ※DC12V
- 3: ※DC6V
- 4: DC5V
- 5: ※DC3V

Special Specification

No mark : standard

(Internal pilot)

X : ※External pilot

☰ ※: Made to order

Manifold for A05F Series

Type of manifold

MCU:
Common SUP, common exhaust, ports 2 & 4 on the valve body

Mountable solenoid valve series

A05F

Number of stations

2 : 2 station
⋮ : ⋮
20 : 20 station

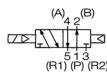


Mountable solenoid valve

Switch Form

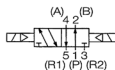
S25

2-position, single solenoid



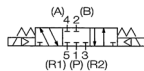
D25

2-position, double solenoid



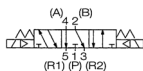
D35

3-position, closed center



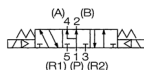
E35

3-position, ABR connect



O35

3-position, PAB connect

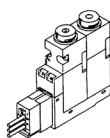


Wiring

No mark: Without connector

- S : Connector with lead wire for single solenoid (Length: 500 mm)
- D : Connector with lead wire for double solenoid (Length: 500 mm)

Wiring withdrawal direction



NPN type

- P: With indicator light and surge suppressor
- S: Without indicator light and surge suppressor

PNP type

- ※M: With indicator light and surge suppressor
- ※J: Without indicator light and surge suppressor

Voltage

- 1: DC24V
- 2: ※DC12V
- 3: ※DC6V
- 4: ※DC5V
- 5: ※DC3V

※ : Made to order

Connector with lead wire

A 0 5 G S - D C - C L 5 - M

Polarity
 No mark: NPN type
 M : *PNP type

Lead wire length

5 : 500mm
 10 : *1000mm

Voltage

DC: For DC

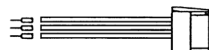
Type

GS : For GF type
 single solenoid
 GD : For GF type
 double solenoid

For GF type single solenoid



For GF type double solenoid



(For common use with GF type of A05, A12, and A20)

Locking cover

A 0 5 P - L A

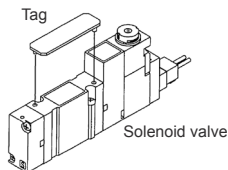


Color
 A: Orange
 (For solenoid A side)
 B: Green
 (For solenoid B side)

(For common use with all A05, A12, and A20)

Tag for solenoid valve

A 0 5 P - N (Pack of 10)



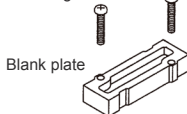
(For common use with sub-base mounting type of A05, A12, and A20)

Blank plate

For A05G

A 0 5 P - B P

Mounting screw

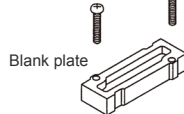


(For common use with A05P)

For A05F

A 0 5 R - B P

Mounting screw



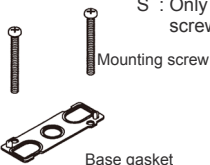
(For common use with A05R)

Manifold gasket

A 0 5 R - G

Content of kit

SG: Gasket & mounting screws
 G : Only gasket (Pack of 10)
 S : Only mounting screw (Pack of 20)



(For common use with A05R)

Base gasket

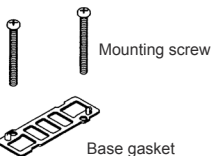
A 0 5 P X - G

Special Specifications

No mark: Standard
 X : For external pilot (with port X)

Content of kit

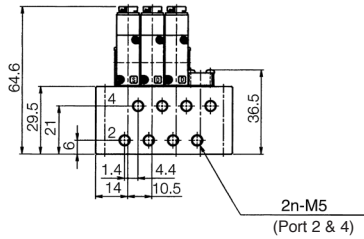
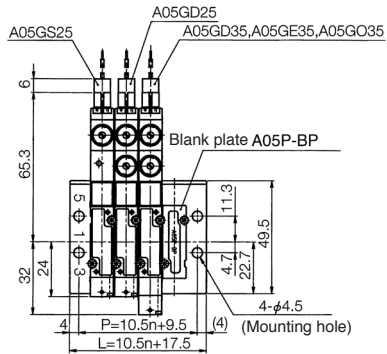
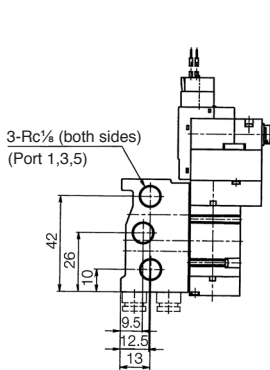
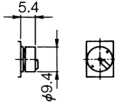
SG: Gasket & mounting screws
 G : Only gasket (Pack of 10)
 S : Only mounting screw (Pack of 20)



(For common use with A05P)

* : Made to order

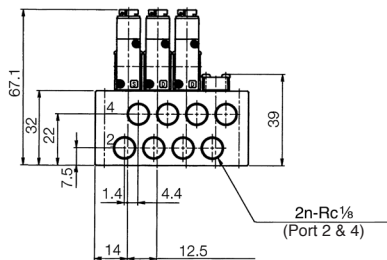
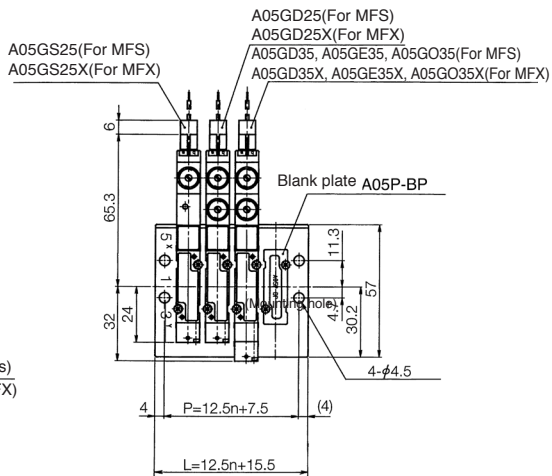
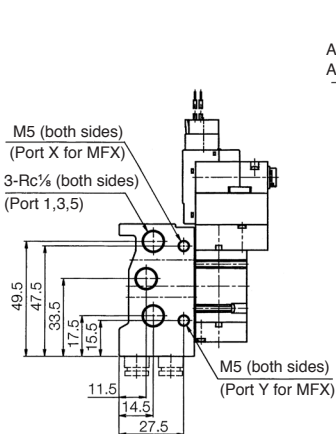
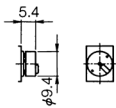
Manual locking cover



MFS□-A05G-01, MFX□-A05G-01

(Unit: mm)

Manual locking cover



MFU□-A05F-M5

(Unit: mm)

Manual locking cover

