

ADEX MFO-A20G, A20F

Individual Wiring Type Manifold
Bar Type

MFS□-A20G


Common SUP, common exhaust, ports 2 & 4 on the side

MFY□-A20G

Common SUP, common exhaust, common external pilot, ports 2 & 4 on the side

MFU□-A20F

Common SUP, common exhaust, ports 2 & 4 on the valve body



Manifold Specifications

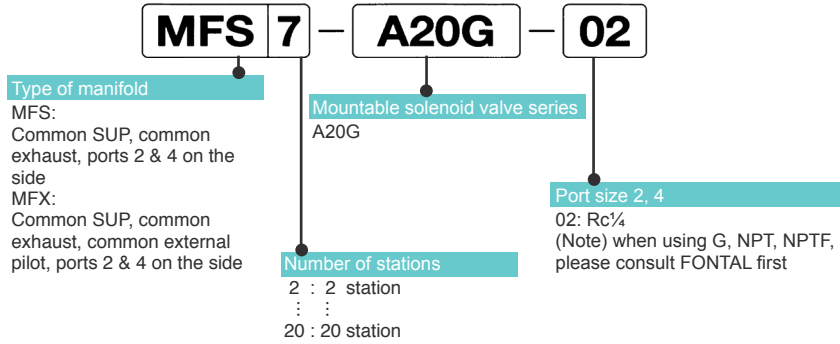
		For A20G Series		For A20F Series
		MFS□-A20G	MFY□-A20G	MFU□-A20F
Type of manifold		Common SUP, common exhaust, pilot valve captured exhaust, ports 2 & 4 on the side	Common SUP, common exhaust, common external pilot, pilot valve captured exhaust, ports 2 & 4 on the side	Common SUP, common exhaust, pilot valve captured exhaust, ports 2 & 4 on the valve body
Port size	Ports 1, 3, 5	Rc $\frac{1}{4}$	Rc $\frac{1}{4}$	Rc $\frac{1}{4}$
	Ports 2, 4	Rc $\frac{1}{4}$	Rc $\frac{1}{4}$	Rc $\frac{1}{4}$
	Port Y	—	M5	—
	Port X	—	M5	—
Number of stations		2~20		
Installation		Direct mount		
Mountable solenoid valve		A20GS25 A20GD25 A20GD35 A20GE35 A20GO35	A20GS25X A20GD25X A20GD35X A20GE35X A20GO35X	A20FS25 A20FD25 A20FD35 A20FE35 A20FO35
Blank plate		A20P-BP		A20R-BP



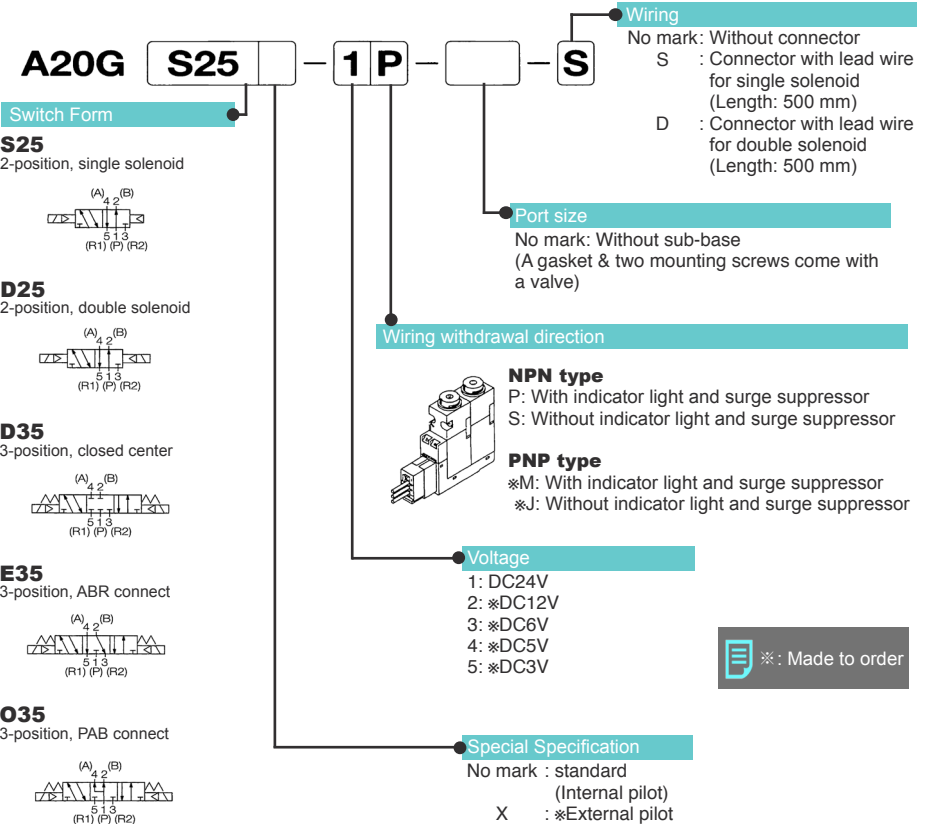
Tagging method

- Specify the type and number of manifolds and solenoid valves, as well as number of blank plate if needed.

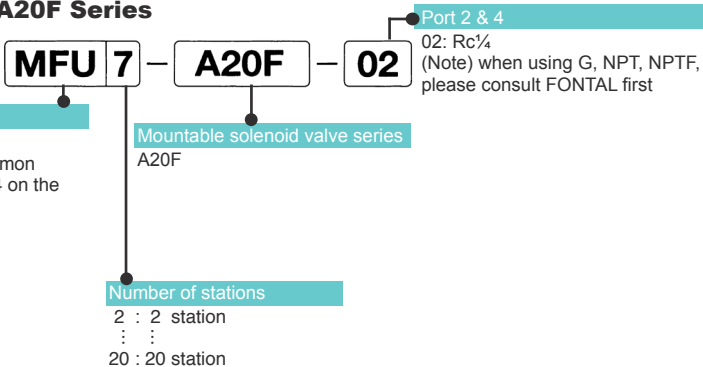
Manifold for A20G Series



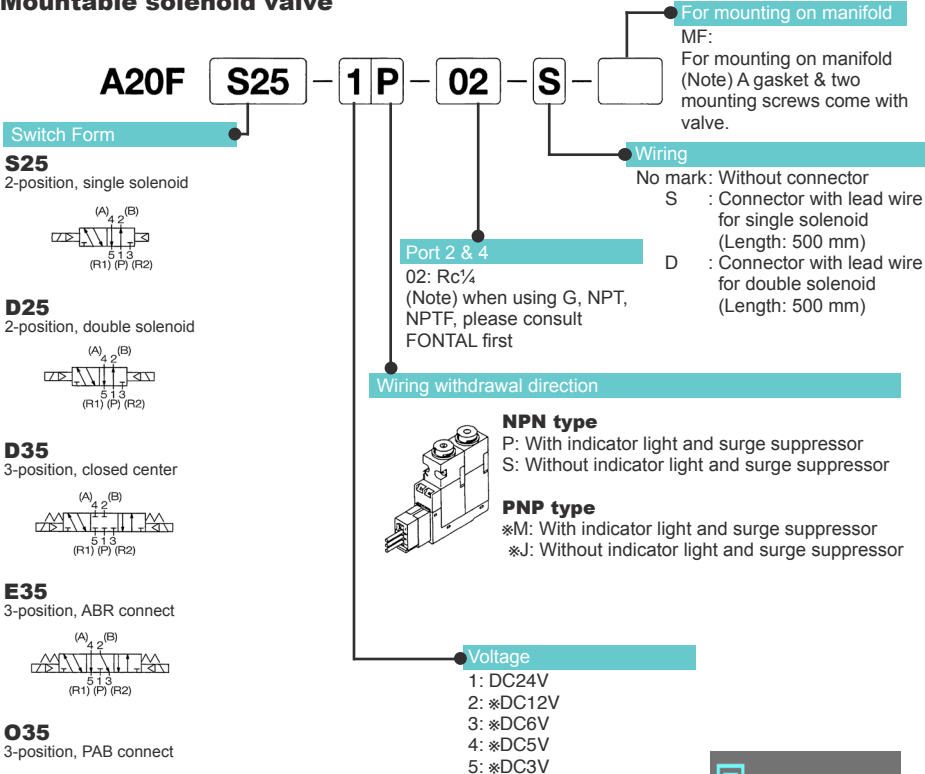
Mountable solenoid valve



Manifold for A20F Series



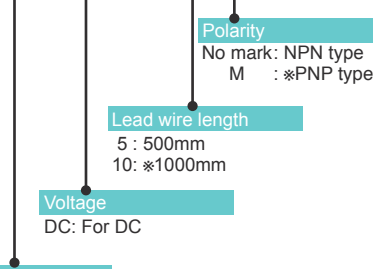
Mountable solenoid valve



※: Made to order

Connector with lead wire

A 0 5 G S - D C - C L 5 - M



Type
GS : For GF type single solenoid
GD : For GF type double solenoid

For GF type single solenoid



For GF type double solenoid



(For common use with GF type of A05, A12, and A20)

Locking cover

A 0 5 P - L A

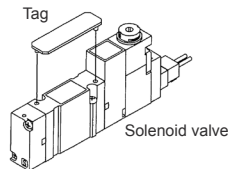


Color
A: Orange (For solenoid A side)
B: Green (For solenoidx B side)

(For common use with all A05, A12, and A20)

Tag for solenoid valve

A 0 5 P - N (Pack of 10)

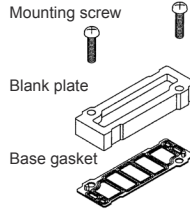


(For common use with sub-base mounting type of A05, A12, and A20)

Blank plate

For A20G

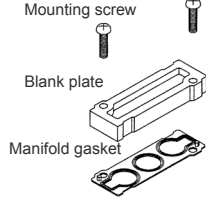
A 2 0 P - B P



(For common use with A20P)

For A20F

A 2 0 R - B P

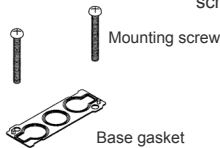


(For common use with A20R)

Manifold gasket

A 2 0 R - G

Content of kit
SG : Gasket & mounting screws
G : Only gasket (Pack of 10)
S : Only mounting screw (Pack of 20)



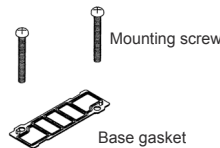
(For common use with A20R)

Base gasket

A 2 0 P X - G

Special Specifications
No mark: Standard
X : For external pilot (with port X)

Content of kit
SG: Gasket & mounting screws
G : Only gasket (Pack of 10)
S : Only mounting screw (Pack of 20)



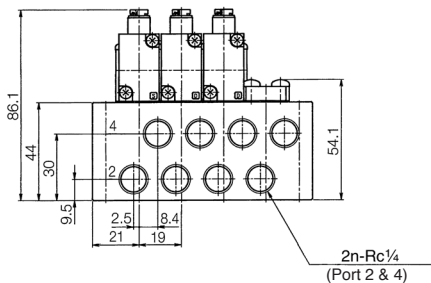
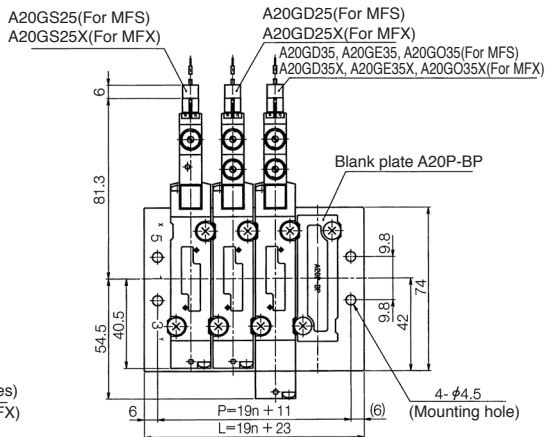
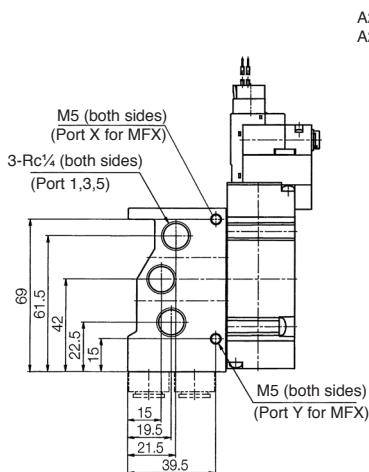
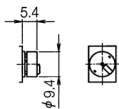
(For common use with A20P)

* : Made to order

MFS□-A20G-02, MFX□-A20G-02

(Unit: mm)

Manual locking cover



MFU□-A20F-02

(Unit: mm)

Manual locking cover

