


ADEX MFS - A00S

Individual Wiring Type Manifold
Bar type

MFS□-A00S

Common SUP, Common EXH
Port 2 on side



Manifold Specifications

Type Manifold		MFS□-A00S Common SUP, Common EXH Port 2 on side
Port size	Port 1,3	M5
	Port 2	M3, M5
Number of stations		2~20
Mounting		Direct Mount
Mountable solenoid valve		A00SO23,A00SO23J A00SC23,A00SC23J
Blank plate		A00S-BP

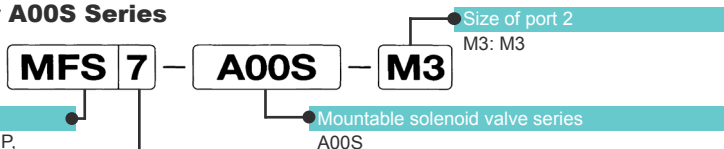


- A00SO23(J) cannot be mounted on the same manifold together with A00SC23(J).

When Ordering

Specify the type and number of manifolds and solenoid valves, as well as number of blank plate if needed.

Manifold for A00S Series



Type of manifold
 MFS: Common SUP,
 Common EXH, A port on
 the side

Number of stations
 2 : 2 station
 :
 :
 20 : 20 station

Mountable solenoid valve



Switch Form
O23
 single solenoid, normal open



C23
 single solenoid, normal closed



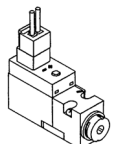
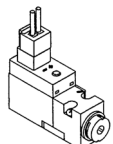
Flow
 No mark: Standard type
 J : Large flow type

Voltage
 1: DC24V
 2: *DC12V
 3: *DC6V
 4: *DC5V
 5: *DC3V
 7: *AC100V
 8: AC110V

Wiring
 No mark: Without connector
 E : Connector with wire
 (Length: 500 mm)

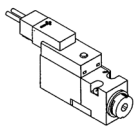
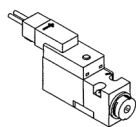
Port size
 No mark: Without sub-base
 M3 : M3
 (Valve without sub-base comes with a base gasket & two mounting screws)

Wiring withdrawal direction
P: With indicator light and surge suppressor
S: Without indicator light and surge suppressor



Q: With indicator light and surge suppressor

B: Without indicator light and surge suppressor



* : Made to order

Connector with lead wire

A 0 5 P — D C — C L 5


Lead wire length

5 : 500mm
10 : ※1000mm

Voltage

DC: For DC
AC: For AC type

For PR type



	DC	AC
(+)	Black	Blue
(-)	Red	Blue

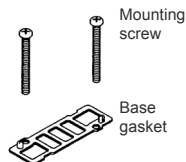
(For common use with PR type of A05, A12, A20, and A00S)

Base gasket

A 0 0 S — G

Content of kit

SG: Gasket & mounting screws
G : Only gasket (Pack of 10)
S : Only mounting screw (Pack of 20)



Locking cover

A 0 5 P — L A

Color

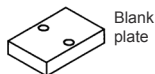

A: Orange



(For common use with all A05, A12, and A20, and A00S)

Blank plate

A 0 0 S — B P

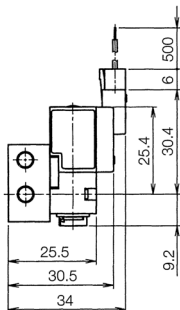


※: Made to order

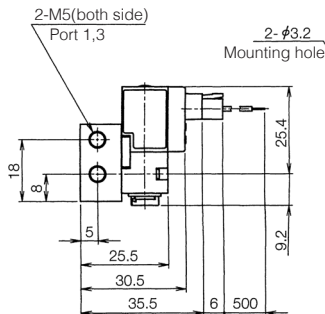
MFS□-A00S-M3

(Unit: mm)

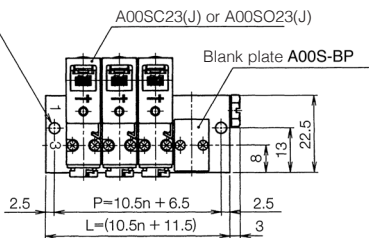
**Connector position:
Q or B**



**Connector position:
P or S**

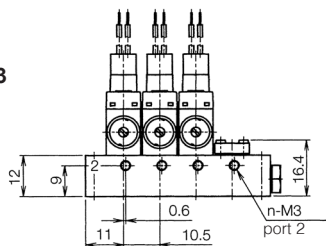
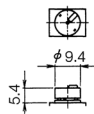


(Note) A00SO23(J) cannot be mounted on the same manifold together with A00SC23(J).



Port 2 : M3

Manual locking cover



Port 2 : M5

